



REGIONAL EPIDEMIOLOGY SURVEILLANCE UNIT

Weekly Disease Surveillance Report

Reported Cases of All Reportable Diseases and Conditions by Province
for the week ending March 09, 2013 (Morbidity Week 10)

RESU XI
Regional Epidemiology
Surveillance Unit

Province	Acute Bloody Diarrhea				Acute Encephalitis Syndrome				Acute Flaccid Paralysis				Adverse Event Following Immunization				Acute Hemorrhagic Fever			
	MW 1-10 (2012) (Jan.1-Mar.10)		MW 1-10 (2013) (Jan.1-Mar.09)		MW 1-10 (2012) (Jan.1-Mar.10)		MW 1-10 (2013) (Jan.1-Mar.09)		MW 1-10 (2012) (Jan.1-Mar.10)		MW 1-10 (2013) (Jan.1-Mar.09)		MW 1-10 (2012) (Jan.1-Mar.10)		MW 1-10 (2013) (Jan.1-Mar.09)		MW 1-10 (2012) (Jan.1-Mar.10)		MW 1-10 (2013) (Jan.1-Mar.09)	
	Cases	Deaths	Cases	Deaths	Cases	Deaths	Cases	Deaths	Cases	Deaths	Cases	Deaths	Cases	Deaths	Cases	Deaths	Cases	Deaths	Cases	Deaths
Compostela valley	8	0	42	0	0	0	0	0	0	0	0	0	0	0	0	0	0	0	1	0
Davao City	67	0	79	0	0	0	2	0	0	0	2	0	0	0	5	2	0	0	2	0
Davao Del Norte	3	0	4	0	0	0	0	0	1	0	0	0	0	0	0	0	0	0	0	0
Davao del Sur	6	0	5	0	0	0	0	0	0	0	1	0	0	0	0	0	0	0	0	0
Davao Oriental	2	0	0	0	0	0	0	0	1	0	0	0	0	0	0	0	0	0	1	0
TOTAL	86	0	130	0	0	0	2	0	2	0	3	0	0	0	5	2	0	0	4	0


Province	Acute Viral Hepatitis				Anthrax				Bacterial Meningitis				Cholera				Dengue			
	MW 1-10 (2012) (Jan.1-Mar.10)		MW 1-10 (2013) (Jan.1-Mar.09)		MW 1-10 (2012) (Jan.1-Mar.10)		MW 1-10 (2013) (Jan.1-Mar.09)		MW 1-10 (2012) (Jan.1-Mar.10)		MW 1-10 (2013) (Jan.1-Mar.09)		MW 1-10 (2012) (Jan.1-Mar.10)		MW 1-10 (2013) (Jan.1-Mar.09)		MW 1-10 (2012) (Jan.1-Mar.10)		MW 1-10 (2013) (Jan.1-Mar.09)	
	Cases	Deaths	Cases	Deaths	Cases	Deaths	Cases	Deaths	Cases	Deaths	Cases	Deaths	Cases	Deaths	Cases	Deaths	Cases	Deaths	Cases	Deaths
Compostela valley	11	0	24	0	0	0	0	0	17	0	28	0	0	0	0	0	37	0	365	5
Davao City	25	0	57	0	0	0	0	0	25	0	10	0	0	0	1	0	887	9	1,145	8
Davao Del Norte	1	0	9	0	0	0	0	0	7	0	7	0	0	0	0	0	55	0	204	2
Davao del Sur	3	0	2	0	0	0	0	0	4	0	3	1	0	0	0	0	43	1	389	6
Davao Oriental	4	0	6	0	0	0	0	0	5	0	1	0	0	0	0	0	69	0	302	1
TOTAL	44	0	98	0	0	0	0	0	58	0	49	1	0	0	1	0	1,091	10	2,405	22



REGIONAL EPIDEMIOLOGY SURVEILLANCE UNIT


Weekly Disease Surveillance Report

Reported Cases of All Reportable Diseases and Conditions by Province
for the week ending March 09, 2013 (Morbidity Week 10)



Province	Diphtheria				Influenza-Like-Illness				Leptospirosis				Malaria				Measles			
	MW 1-10 (2012) (Jan.1-Mar.10)		MW 1-10 (2013) (Jan.1-Mar.09)		MW 1-10 (2012) (Jan.1-Mar.10)		MW 1-10 (2013) (Jan.1-Mar.09)		MW 1-10 (2012) (Jan.1-Mar.10)		MW 1-10 (2013) (Jan.1-Mar.09)		MW 1-10 (2012) (Jan.1-Mar.10)		MW 1-10 (2013) (Jan.1-Mar.09)		MW 1-10 (2012) (Jan.1-Mar.10)		MW 1-10 (2013) (Jan.1-Mar.09)	
	Cases	Deaths	Cases	Deaths	Cases	Deaths	Cases	Deaths	Cases	Deaths	Cases	Deaths	Cases	Deaths	Cases	Deaths	Cases	Deaths	Cases	Deaths
Compostela valley	0	0	0	0	127	0	357	2	10	1	4	1	0	0	0	0	9	0	10	0
Davao City	0	0	0	0	1,539	20	1,899	22	20	1	65	3	0	0	2	0	48	0	30	0
Davao Del Norte	0	0	0	0	267	6	490	7	3	0	6	3	0	0	0	0	4	0	16	0
Davao del Sur	0	0	0	0	134	2	109	6	1	0	2	0	0	0	0	0	0	0	1	0
Davao Oriental	0	0	0	0	43	1	222	1	4	1	11	1	0	0	0	0	11	0	14	0
TOTAL	0	0	0	0	2,110	29	3,077	38	38	3	88	8	0	0	2	0	72	0	71	0

Province	Meningococcal Disease				Neonatal Tetanus				Non-Neonatal Tetanus				Paralytic Shellfish Poisoning				Pertussis			
	MW 1-10 (2012) (Jan.1-Mar.10)		MW 1-10 (2013) (Jan.1-Mar.09)		MW 1-10 (2012) (Jan.1-Mar.10)		MW 1-10 (2013) (Jan.1-Mar.09)		MW 1-10 (2012) (Jan.1-Mar.10)		MW 1-10 (2013) (Jan.1-Mar.09)		MW 1-10 (2012) (Jan.1-Mar.10)		MW 1-10 (2013) (Jan.1-Mar.09)		MW 1-10 (2012) (Jan.1-Mar.10)		MW 1-10 (2013) (Jan.1-Mar.09)	
	Cases	Deaths	Cases	Deaths	Cases	Deaths	Cases	Deaths	Cases	Deaths	Cases	Deaths	Cases	Deaths	Cases	Deaths	Cases	Deaths	Cases	Deaths
Compostela valley	2	2	2	1	0	0	0	0	0	0	1	0	0	0	0	0	0	0	0	0
Davao City	0	0	0	0	0	0	1	1	3	0	4	0	0	0	0	0	1	0	0	0
Davao Del Norte	4	0	0	0	0	0	0	0	2	1	4	2	0	0	0	0	0	0	1	0
Davao del Sur	0	0	0	0	3	0	1	0	2	0	1	1	0	0	0	0	0	0	0	0
Davao Oriental	0	0	2	1	0	0	0	0	3	0	1	0	0	0	0	0	0	0	0	0
TOTAL	6	2	4	2	3	0	2	1	10	1	11	3	0	0	0	0	1	0	1	0



REGIONAL EPIDEMIOLOGY SURVEILLANCE UNIT

Weekly Disease Surveillance Report


Reported Cases of All Reportable Diseases and Conditions by Province
for the week ending March 09, 2013 (Morbidity Week 10)

RESU XI


Regional Epidemiology
Surveillance Unit

Province	Rabies				Typhoid Fever				Chikungunya				Hand Foot & Mouth Diseases			
	MW 1-10 (2012)		MW 1-10 (2013)		MW 1-10 (2012)		MW 1-10 (2013)		MW 1-10 (2012)		MW 1-10 (2013)		MW 1-10 (2012)		MW 1-10 (2013)	
	(Jan.1-Mar.10)	(Jan.1-Mar.09)	(Jan.1-Mar.10)	(Jan.1-Mar.09)	(Jan.1-Mar.10)	(Jan.1-Mar.09)	(Jan.1-Mar.10)	(Jan.1-Mar.09)	(Jan.1-Mar.10)	(Jan.1-Mar.09)	(Jan.1-Mar.10)	(Jan.1-Mar.09)	(Jan.1-Mar.10)	(Jan.1-Mar.09)	(Jan.1-Mar.10)	(Jan.1-Mar.09)
	Cases	Deaths	Cases	Deaths	Cases	Deaths	Cases	Deaths	Cases	Deaths	Cases	Deaths	Cases	Deaths	Cases	Deaths
Compostela valley	1	1	0	0	9	0	34	0	0	0	30	0	0	0	0	0
Davao City	3	3	2	2	19	0	50	0	0	0	34	0	0	0	3	0
Davao Del Norte	3	3	1	1	4	0	14	0	0	0	14	0	0	0	1	0
Davao del Sur	0	0	0	0	4	0	6	0	0	0	30	0	0	0	0	0
Davao Oriental	0	0	0	0	6	0	1	0	0	0	77	0	0	0	2	0
TOTAL	7	7	3	3	42	0	105	0	0	0	185	0	0	0	6	0

Prepared by:


MELISSA T. SULLANO
Lab. Aide II

Noted By:


CLEO FE S. TABADA, MD, MPH
Medical Specialist II





Republic of the Philippines
Department of Health
CENTER FOR HEALTH DEVELOPMENT
DAVAO REGION

Trunk lines No: (082) 305-1903/1904/1906/227-4073
Fax No. (082) 221-6320
Email: davaoatdoh.gov.ph



Acute Watery Diarrhea Surveillance Data in Davao Region
Morbidity Week 10 (March 3 - 9, 2013)

There are **112** acute watery diarrhea cases reported to the Regional Epidemiology Surveillance Unit from 10 hospital sentinels in Davao Region. This is 8 % increase compared to the same week last year (103).

Table 1. Acute Watery Diarrhea Surveillance Data by Province

Province	2012	Deaths	2013	Deaths
Compostela Valley	0	0	7	0
Davao City	73	0	80	0
Davao del Norte	2	0	2	0
Davao del Sur	10	0	9	0
Davao Oriental	18	0	14	0
TOTAL	103	0	112	0

Table 2. Acute Watery Diarrhea Surveillance Data by Hospital

Hospital	2012	Deaths	2013	Deaths
Brokenshire	0	0	0	0
CVPH – Montevista	0	0	7	0
Davao Doctors	6	0	11	0
Davao Oriental Provincial	18	0	14	0
Davao del Sur Provincial	10	0	9	0
Davao Regional	0	0	0	0
Medical Mission Group	2	0	7	0
Ricardo Limso Medical Center	0	0	0	0
San Pedro	3	0	40	0
Southern Philippines Medical Center	64	0	24	0
TOTAL	103	0	112	0



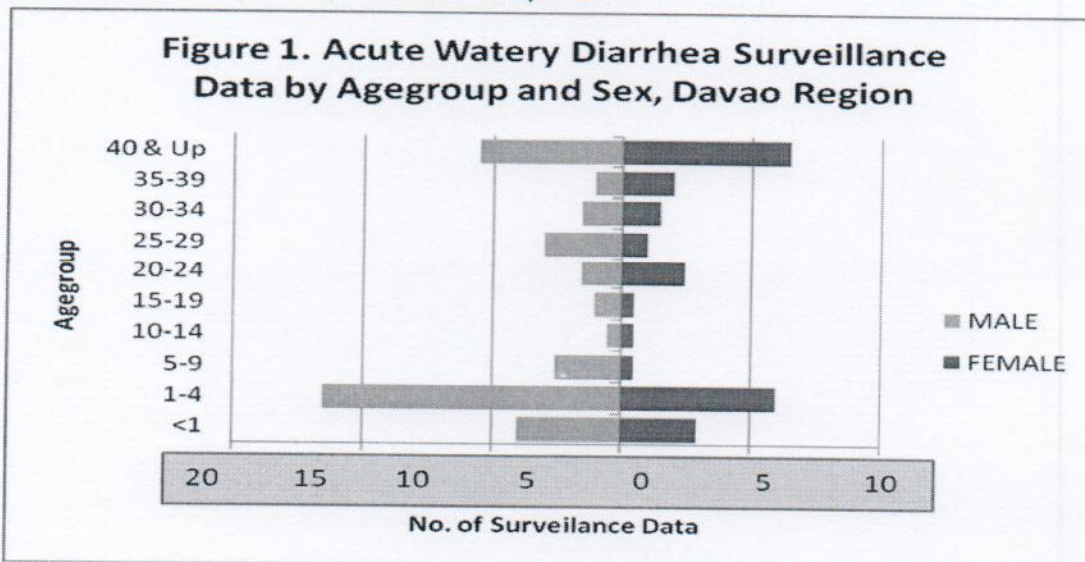
"Sistemang Ayos, Serbisyon Lubos...Mag-ISO tayo."



Table 3. Acute Watery Diarrhea Surveillance Data in Davao City by District

District	2012	Deaths	2013	Deaths
Agdao	7	0	8	0
Buhangin	7	0	11	0
Bunawan	8	0	8	0
District A	10	0	6	0
District B	3	0	3	0
District C	11	0	3	0
District D	1	0	5	0
Marilog	1	0	0	0
Paquibato	2	0	1	0
Sasa	9	0	5	0
Talomo North	9	0	4	0
Talomo South	5	0	14	0
Toril	0	0	2	0
Tugbok	0	0	4	0
TOTAL	73	0	74	0

Ages of cases ranged from 11 days to 85 years old (median = 12 years). Majority of the cases were male (57.1%). Most of the cases belonged to the 1 to 4 years age group (31.2%). No deaths reported.



Prepared by:


Maria Roselle C. Cueto
Nurse 1

Approved for release by:


CLEO FE S. TABADA, MD, MPH
RESU XI - Head



"Sistemang Ayos, Serbisyong Lubos...Mag-ISO tayo."



Republic of the Philippines
Department of Health
**CENTER FOR HEALTH
DEVELOPMENT
DAVAO REGION**
J.P. Laurel Ave., Davao City
Tel.No: (082) 227-5903 / 300-0752
Fax No. (082) 221-6320
Email: info@chd11.doh.gov.ph



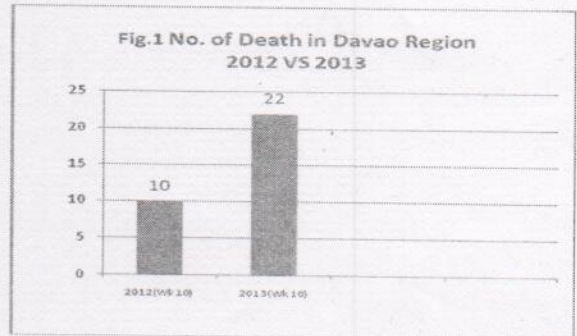
REGIONAL EPIDEMIOLOGY SURVEILLANCE UNIT XI

Update on Dengue Surveillance

Davao Region, as of Morbidity Week 10 (March 03-09, 2013)
As of April 01, 2013 – 10:29 AM

	YEAR 2012(Week 10)	YEAR 2013(Week 10)
No. of Reports	1,091	2,176
No. of Death	10	22
Case Fatality Rate (%)	0.9	1.0

Note: Reports are coming from the 10 National Sentinel Sites & ESU' in Davao Region following the PIDSR standard Case Definition.

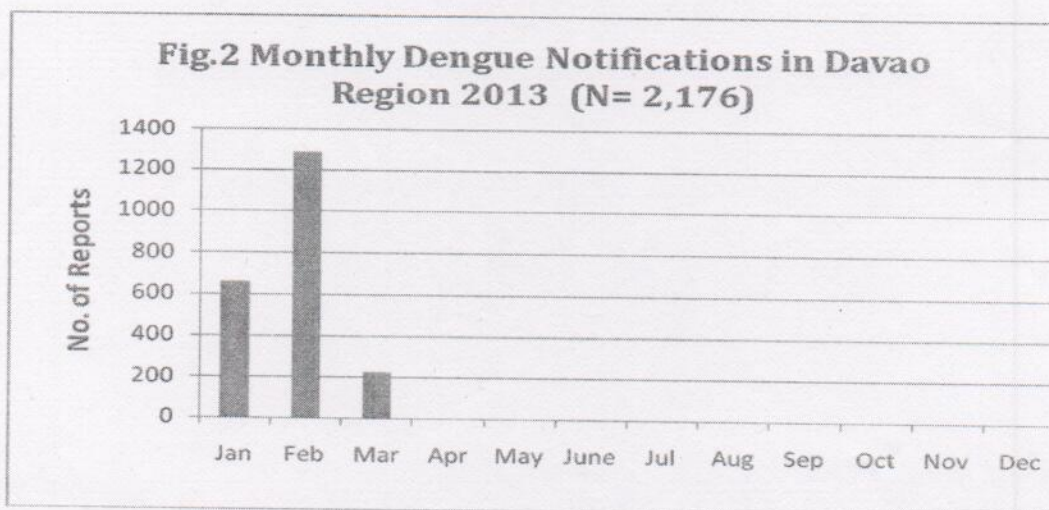


AGEGROUP DISTRIBUTION:

AGEGROUP	NOTIFICATION	DEATH	CFR (%)
< 1 year	51	0	0
1 – 4 yrs	300	4	1.3
5 – 9 yrs	511	10	1.9
10 – 14 yrs	409	6	1.5
15 – 19 yrs	295	0	0
20 – 24 yrs	199	0	0
25 – 29 yrs	114	1	0.9
30 – 34 yrs	72	0	0
35 – 39 yrs	52	0	0
40 yrs - above	173	1	0.6

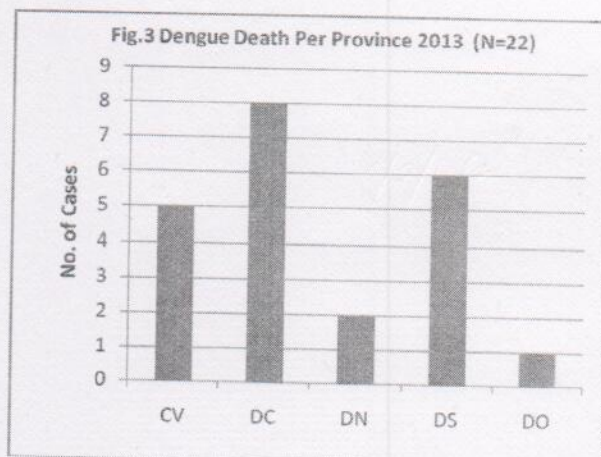
DISTRIBUTION BY SEX:

SEX	NOTIFICATION	DEATH
Male	1,171	11
Female	1,005	11
TOTAL	2,176	22



REPORT DISTRIBUTION BY PROVINCE

PROVINCE	NOTIFICATION	DEATH	CFR (%)
Compostela Valley	259	5	1.9
Davao City	1,039	8	0.8
Davao del Norte	192	2	1.0
Davao del Sur	388	6	1.5
Davao Oriental	298	1	0.3
TOTAL	2,176	22	1.0

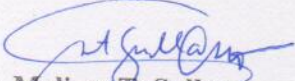


DAVAO CITY distribution by DISTRICT:

DISTRICT	NOTIFICATION	DEATH	CFR (%)
Agdao	87	0	0
Baguio	21	0	0
Buhangin	176	2	1.1
Bunawan	46	0	0
Calinan	96	2	2.1
District A	32	1	3.1
District B	47	0	0
District C	25	0	0
District D	35	1	2.8
Marilog	21	0	0
Paquibato	4	0	0
Sasa	62	0	0
Talomo North	110	1	0.9
Talomo South	180	1	0.5
Toril	53	0	0
Tugbok	44	0	0
TOTAL	1,039	8	0.8

AGEGROUP DISTRIBUTION, DAVAO CITY

AGEGROUP	NOTIFICATION	DEATH	CFR (%)
< 1 year	27	0	0
1 - 4 yrs	139	2	1.4
5 - 9 yrs	235	3	1.3
10 - 14 yrs	181	2	1.1
15 - 19 yrs	151	0	0
20 - 24 yrs	99	0	0
25 - 29 yrs	67	1	1.5
30 - 34 yrs	41	0	0
35 - 39 yrs	21	0	0
40 yrs - above	78	0	0
TOTAL	1,039	8	0.8

Prepared by: 
Melissa T. Sullano
Lab. Aide II

Noted by: 
Cleo Fe S. Tabada, MD
Medical Specialist II