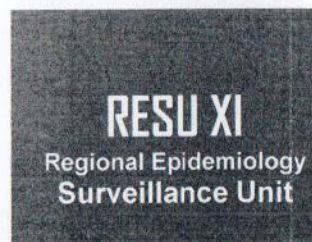




REGIONAL EPIDEMIOLOGY SURVEILLANCE UNIT

Weekly Disease Surveillance Report

Reported Cases of All Reportable Diseases and Conditions by Province
for the week ending March 02, 2013 (Morbidity Week 9)



Province	Acute Bloody Diarrhea				Acute Encephalitis Syndrome				Acute Flaccid Paralysis				Adverse Event Following Immunization				Acute Hemorrhagic Fever			
	MW 1-9 (2012) (Jan.1-Mar.03)		MW 1-9 (2013) (Jan.1-Mar.02)		MW 1-9 (2012) (Jan.1-Mar.03)		MW 1-9 (2013) (Jan.1-Mar.02)		MW 1-9 (2012) (Jan.1-Mar.03)		MW 1-9 (2013) (Jan.1-Mar.02)		MW 1-9 (2012) (Jan.1-Mar.03)		MW 1-9 (2013) (Jan.1-Mar.02)		MW 1-9 (2012) (Jan.1-Mar.03)		MW 1-9 (2013) (Jan.1-Mar.02)	
	Cases	Deaths	Cases	Deaths	Cases	Deaths	Cases	Deaths	Cases	Deaths	Cases	Deaths	Cases	Deaths	Cases	Deaths	Cases	Deaths	Cases	Deaths
Compostela valley	6	0	41	0	0	0	0	0	0	0	0	0	0	0	0	0	0	0	1	0
Davao City	58	0	72	0	0	0	2	0	0	0	1	0	0	0	5	2	0	0	2	0
Davao Del Norte	3	0	2	0	0	0	0	0	1	0	0	0	0	0	0	0	0	0	0	0
Davao del Sur	5	0	5	0	0	0	0	0	0	0	1	0	0	0	0	0	0	0	0	0
Davao Oriental	2	0	0	0	0	0	0	0	1	0	0	0	0	0	0	0	0	0	1	0
TOTAL	74	0	120	0	0	0	2	0	2	0	2	0	0	0	5	2	0	0	4	0

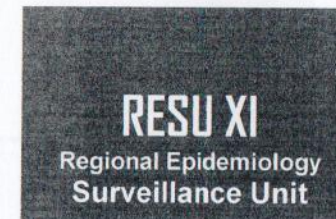
Province	Acute Viral Hepatitis				Anthrax				Bacterial Meningitis				Cholera				Dengue			
	MW 1-9 (2012) (Jan.1-Mar.03)		MW 1-9 (2013) (Jan.1-Mar.02)		MW 1-9 (2012) (Jan.1-Mar.03)		MW 1-9 (2013) (Jan.1-Mar.02)		MW 1-9 (2012) (Jan.1-Mar.03)		MW 1-9 (2013) (Jan.1-Mar.02)		MW 1-9 (2012) (Jan.1-Mar.03)		MW 1-9 (2013) (Jan.1-Mar.02)		MW 1-9 (2012) (Jan.1-Mar.03)		MW 1-9 (2013) (Jan.1-Mar.02)	
	Cases	Deaths	Cases	Deaths	Cases	Deaths	Cases	Deaths	Cases	Deaths	Cases	Deaths	Cases	Deaths	Cases	Deaths	Cases	Deaths	Cases	Deaths
Compostela valley	9	0	23	0	0	0	0	0	15	0	27	0	0	0	0	0	36	0	303	4
Davao City	25	0	52	0	0	0	0	0	19	0	9	0	0	0	1	0	792	9	1,006	6
Davao Del Norte	1	0	9	0	0	0	0	0	6	0	6	0	0	0	0	0	51	0	183	2
Davao del Sur	3	0	2	0	0	0	0	0	4	0	2	1	0	0	0	0	37	1	386	6
Davao Oriental	4	0	5	0	0	0	0	0	3	0	1	0	0	0	0	0	62	0	277	1
TOTAL	42	0	91	0	0	0	0	0	47	0	45	1	0	0	1	0	978	10	2,155	19



REGIONAL EPIDEMIOLOGY SURVEILLANCE UNIT

Weekly Disease Surveillance Report

Reported Cases of All Reportable Diseases and Conditions by Province
for the week ending March 02, 2013 (Morbidity Week 9)



Province	Diphtheria				Influenza-Like-Illness				Leptospirosis				Malaria				Measles			
	MW 1-9 (2012) (Jan.1-Mar.03)		MW 1-9 (2013) (Jan.1-Mar.02)		MW 1-9 (2012) (Jan.1-Mar.03)		MW 1-9 (2013) (Jan.1-Mar.02)		MW 1-9 (2012) (Jan.1-Mar.03)		MW 1-9 (2013) (Jan.1-Mar.02)		MW 1-9 (2012) (Jan.1-Mar.03)		MW 1-9 (2013) (Jan.1-Mar.02)		MW 1-9 (2012) (Jan.1-Mar.03)		MW 1-9 (2013) (Jan.1-Mar.02)	
	Cases	Deaths	Cases	Deaths	Cases	Deaths	Cases	Deaths	Cases	Deaths	Cases	Deaths	Cases	Deaths	Cases	Deaths	Cases	Deaths	Cases	Deaths
Compostela valley	0	0	0	0	119	0	310	2	9	1	4	1	0	0	0	0	6	0	10	0
Davao City	0	0	0	0	1,408	17	1,707	20	16	1	61	3	0	0	1	0	45	0	29	0
Davao Del Norte	0	0	0	0	239	4	439	6	2	0	6	3	0	0	0	0	4	0	14	0
Davao del Sur	0	0	0	0	126	1	106	5	1	0	2	0	0	0	0	0	0	0	1	0
Davao Oriental	0	0	0	0	38	1	202	1	2	1	9	1	0	0	0	0	10	0	14	0
TOTAL	0	0	0	0	1,930	23	2,764	34	30	3	82	8	0	0	1	0	65	0	68	0

Province	Meningococcal Disease				Neonatal Tetanus				Non-Neonatal Tetanus				Paralytic Shellfish Poisoning				Pertussis			
	MW 1-9 (2012) (Jan.1-Mar.03)		MW 1-9 (2013) (Jan.1-Mar.02)		MW 1-9 (2012) (Jan.1-Mar.03)		MW 1-9 (2013) (Jan.1-Mar.02)		MW 1-9 (2012) (Jan.1-Mar.03)		MW 1-9 (2013) (Jan.1-Mar.02)		MW 1-9 (2012) (Jan.1-Mar.03)		MW 1-9 (2013) (Jan.1-Mar.02)		MW 1-9 (2012) (Jan.1-Mar.03)		MW 1-9 (2013) (Jan.1-Mar.02)	
	Cases	Deaths	Cases	Deaths	Cases	Deaths	Cases	Deaths	Cases	Deaths	Cases	Deaths	Cases	Deaths	Cases	Deaths	Cases	Deaths	Cases	Deaths
Compostela valley	2	2	1	1	0	0	0	0	0	0	1	0	0	0	0	0	0	0	0	0
Davao City	0	0	0	0	0	0	1	1	3	0	4	0	0	0	0	0	1	0	0	0
Davao Del Norte	4	0	0	0	0	0	0	0	2	1	4	2	0	0	0	0	0	0	1	0
Davao del Sur	0	0	0	0	3	0	1	0	2	0	1	1	0	0	0	0	0	0	0	0
Davao Oriental	0	0	2	1	0	0	0	0	3	0	1	0	0	0	0	0	0	0	0	0
TOTAL	6	2	3	2	3	0	2	1	10	1	11	3	0	0	0	0	1	0	1	0



REGIONAL EPIDEMIOLOGY SURVEILLANCE UNIT


Weekly Disease Surveillance Report

Reported Cases of All Reportable Diseases and Conditions by Province
for the week ending March 02, 2013 (Morbidity Week 9)


RESU XI
Regional Epidemiology
Surveillance Unit

Province	Rabies				Typhoid Fever				Chikungunya				Hand Foot & Mouth Diseases			
	MW 1-9 (2012) (Jan.1-Mar.03)		MW 1-9 (2013) (Jan.1-Mar.02)		MW 1-9 (2012) (Jan.1-Mar.03)		MW 1-9 (2013) (Jan.1-Mar.02)		MW 1-9 (2012) (Jan.1-Mar.03)		MW 1-9 (2013) (Jan.1-Mar.02)		MW 1-9 (2012) (Jan.1-Mar.03)		MW 1-9 (2013) (Jan.1-Mar.02)	
	Cases	Deaths	Cases	Deaths	Cases	Deaths	Cases	Deaths	Cases	Deaths	Cases	Deaths	Cases	Deaths	Cases	Deaths
Compostela valley	1	1	0	0	9	0	34	0	0	0	24	0	0	0	0	0
Davao City	3	3	2	2	19	0	50	0	0	0	33	0	0	0	3	0
Davao Del Norte	3	3	1	1	4	0	14	0	0	0	9	0	0	0	1	0
Davao del Sur	0	0	0	0	4	0	6	0	0	0	30	0	0	0	0	0
Davao Oriental	0	0	0	0	6	0	1	0	0	0	76	0	0	0	2	0
TOTAL	7	7	3	3	42	0	105	0	0	0	172	0	0	0	6	0

Prepared by:


MELISSA T. SULLANO
Lab. Aide II

Noted By:


CLEO FE S. TABADA, MD, MPH
Medical Specialist II



"Sistemang Ayos, Serbisyong Lubos...Mag-ISO tayo."



Acute Watery Diarrhea Surveillance Data in Davao Region
Morbidity Week 9 (February 24 – March 2, 2013)

There are **99** acute watery diarrhea cases reported to the Regional Epidemiology Surveillance Unit from 10 hospital sentinels in Davao Region. This is 16.8 % decrease compared to the same week last year (119).

Table 1. Acute Watery Diarrhea Surveillance Data by Province

Province	2012	Deaths	2013	Deaths
Compostela Valley	0	0	15	0
Davao City	78	0	74	0
Davao del Norte	5	0	1	0
Davao del Sur	12	0	2	0
Davao Oriental	24	0	7	0
TOTAL	119	0	99	0

Table 2. Acute Watery Diarrhea Surveillance Data by Hospital

Hospital	2012	Deaths	2013	Deaths
Brokenshire	0	0	2	0
CVPH – Montevista	0	0	15	0
Davao Doctors	9	0	10	0
Davao Oriental Provincial	22	0	7	0
Davao del Sur Provincial	9	0	2	0
Davao Regional	0	0	0	0
Medical Mission Group	10	0	11	0
Ricardo Limso Medical Center	0	0	0	0
San Pedro	5	0	25	0
Southern Philippines Medical Center	64	0	27	0
TOTAL	119	0	99	0



"Sistemang Ayos, Serbisyong Lubos...Mag-ISO tayo."



Republic of the Philippines
Department of Health
CENTER FOR HEALTH DEVELOPMENT
DAVAO REGION
Trunk lines No: (082) 305-1903/1904/1906/227-4073
Fax No. (082) 221-6320
Email: davaoatdoh.gov.ph

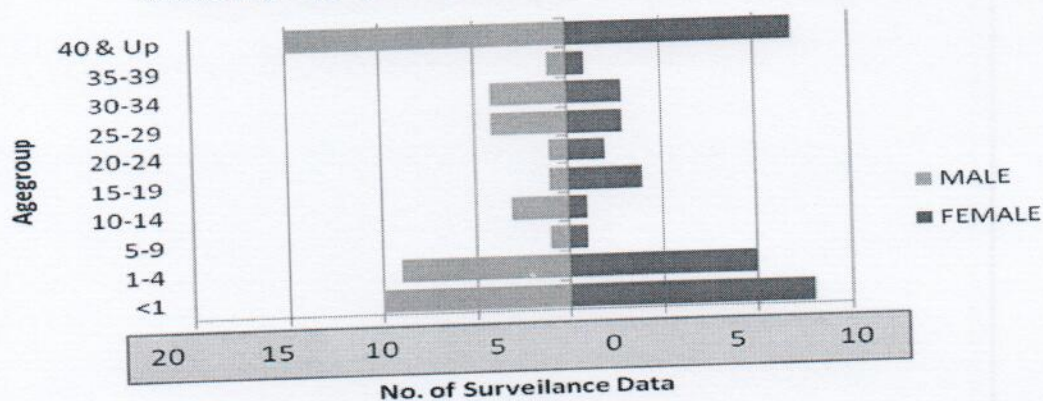


Table 3. Acute Watery Diarrhea Surveillance Data in Davao City by District

District	2012	Deaths	2013	Deaths
Agdao	9	0	8	0
Baguio	2	0	0	0
Buhangin	12	0	11	0
Bunawan	9	0	8	0
Calinan	1	0	0	0
District A	3	0	6	0
District B	3	0	3	0
District C	5	0	3	0
District D	5	0	5	0
Marilog	1	0	0	0
Paquibato	0	0	1	0
Sasa	3	0	5	0
Talomo North	13	0	4	0
Talomo South	7	0	14	0
Toril	3	0	2	0
Tugbok	2	0	4	0
TOTAL	78	0	74	0

Ages of cases ranged from 2 months to 82 years old (median = 16 years). Majority of the cases were female (50.5%). Most of the cases belonged to the above 40 years age group (27.2%). No deaths reported.

Figure 1. Acute Watery Diarrhea Surveillance Data by Agegroup and Sex, Davao Region



Prepared by:

Maria Roselle C. Cueto
Maria Roselle C. Cueto
Nurse 1

Approved for release by:


Cleofe S. Tabada
CLEO FE S. TABADA, MD, MPH
RESU XI - Head



"Sistemang Ayos, Serbisyong Lubos...Mag-ISO tayo."



Republic of the Philippines
Department of Health
**CENTER FOR HEALTH
DEVELOPMENT
DAVAO REGION**
J.P. Laurel Ave., Davao City
Tel.No: (082) 227-5903 / 300-0752
Fax No. (082) 221-6320
Email: info@chd11.doh.gov.ph



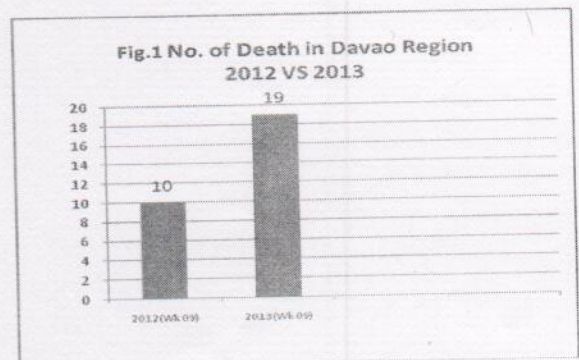
REGIONAL EPIDEMIOLOGY SURVEILLANCE UNIT XI

Update on Dengue Surveillance

Davao Region, as of Morbidity Week 09 (February 24-March 02, 2013)
As of April 01, 2013 – 11:50 AM

	YEAR 2012(Week 09)	YEAR 2013(Week 09)
No. of Reports	978	2,013
No. of Death	10	19
Case Fatality Rate (%)	1.0	0.9

Note: Reports are coming from the 10 National Sentinel Sites & ESU' in Davao Region following the PIDSR standard Case Definition.

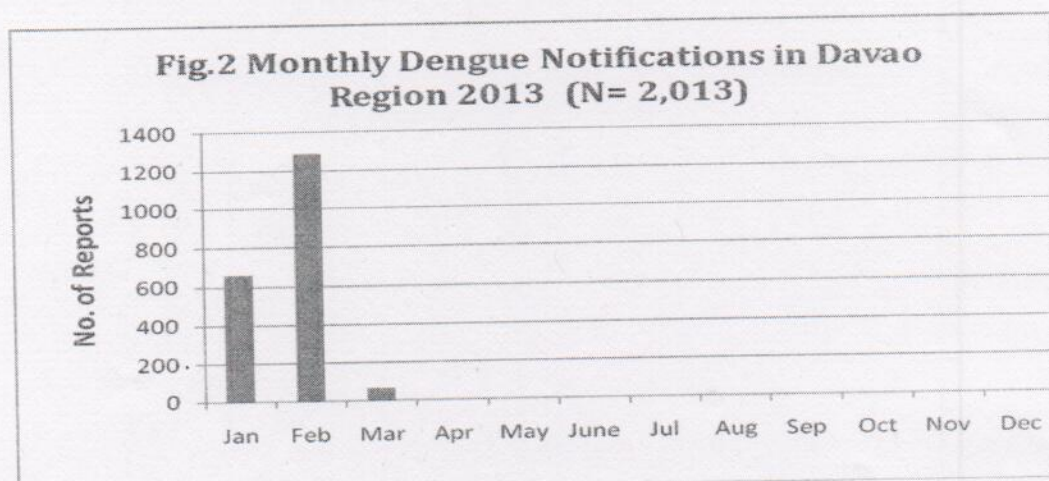


AGEGROUP DISTRIBUTION:

AGEGROUP	NOTIFICATION	DEATH	CFR (%)
< 1 year	47	0	0
1 – 4 yrs	279	4	1.4
5 – 9 yrs	463	10	2.1
10 – 14 yrs	375	3	0.8
15 – 19 yrs	276	0	0
20 – 24 yrs	185	0	0
25 – 29 yrs	107	1	0.9
30 – 34 yrs	67	0	0
35 – 39 yrs	50	0	0
40 yrs - above	164	1	0.6

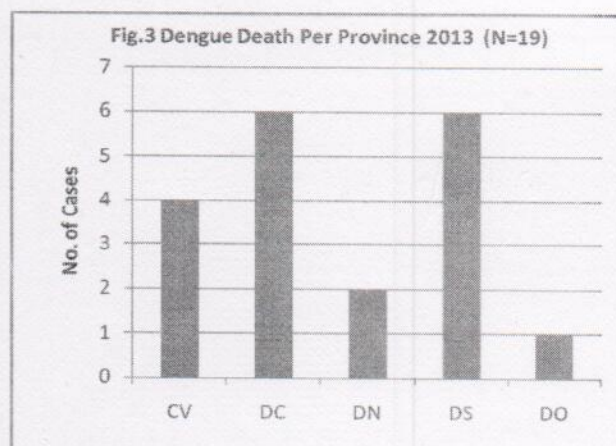
DISTRIBUTION BY SEX:

SEX	NOTIFICATION	DEATH
Male	1,083	8
Female	930	11
TOTAL	2,013	19



REPORT DISTRIBUTION BY PROVINCE

PROVINCE	NOTIFICATION	DEATH	CFR (%)
Compostela Valley	208	4	1.9
Davao City	964	6	0.6
Davao del Norte	181	2	1.1
Davao del Sur	385	6	1.5
Davao Oriental	275	1	0.4
TOTAL	2,013	19	0.9



DAVAO CITY distribution by DISTRICT:

DISTRICT	NOTIFICATION	DEATH	CFR (%)
Agdao	81	0	0
Baguio	21	0	0
Buhangin	162	1	0.6
Bunawan	43	0	0
Calinan	90	2	2.2
District A	29	1	3.4
District B	45	0	0
District C	20	0	0
District D	28	1	3.6
Marilog	19	0	0
Paquibato	4	0	0
Sasa	51	0	0
Talomo North	103	0	0
Talomo South	173	1	0.6
Toril	53	0	0
Tugbok	42	0	0
TOTAL	964	6	0.6

AGEGROUP DISTRIBUTION, DAVAO CITY

AGEGROUP	NOTIFICATION	DEATH	CFR (%)
< 1 year	26	0	0
1 - 4 yrs	127	2	1.6
5 - 9 yrs	212	3	1.4
10 - 14 yrs	169	0	0
15 - 19 yrs	143	0	0
20 - 24 yrs	93	0	0
25 - 29 yrs	61	1	1.6
30 - 34 yrs	39	0	0
35 - 39 yrs	20	0	0
40 yrs - above	74	0	0
TOTAL	964	6	0.6

Prepared by: *Melissa T. Sullano*
Lab. Aide II

C. Tabada
Noted by: **Cleo Fe S. Tabada, MD**
Medical Specialist II