




# REGIONAL EPIDEMIOLOGY SURVEILLANCE UNIT

## Weekly Disease Surveillance Report

Reported Cases of All Reportable Diseases and Conditions by Province  
for the week ending February 23, 2013 ( Morbidity Week 8 )



Province	Acute Bloody Diarrhea				Acute Encephalitis Syndrome				Acute Flaccid Paralysis				Adverse Event Following Immunization				Acute Hemorrhagic Fever			
	MW 1-8 (2012) (Jan.1-Feb.25)		MW 1-8 (2013) (Jan.1-Feb.23)		MW 1-8 (2012) (Jan.1-Feb.25)		MW 1-8 (2013) (Jan.1-Feb.23)		MW 1-8 (2012) (Jan.1-Feb.25)		MW 1-8 (2013) (Jan.1-Feb.23)		MW 1-8 (2012) (Jan.1-Feb.25)		MW 1-8 (2013) (Jan.1-Feb.23)		MW 1-8 (2012) (Jan.1-Feb.25)		MW 1-8 (2013) (Jan.1-Feb.23)	
	Cases	Deaths	Cases	Deaths	Cases	Deaths	Cases	Deaths	Cases	Deaths	Cases	Deaths	Cases	Deaths	Cases	Deaths	Cases	Deaths	Cases	Deaths
Compostela valley	6	0	37	0	0	0	0	0	0	0	0	0	0	0	0	0	0	0	1	0
Davao City	48	0	63	0	0	0	1	0	0	0	1	0	0	0	5	2	0	0	2	0
Davao Del Norte	3	0	0	0	0	0	0	0	1	0	0	0	0	0	0	0	0	0	0	0
Davao del Sur	5	0	5	0	0	0	0	0	0	0	1	0	0	0	0	0	0	0	0	0
Davao Oriental	2	0	0	0	0	0	0	0	1	0	0	0	0	0	0	0	0	0	1	0
TOTAL	64	0	105	0	0	0	1	0	2	0	2	0	0	0	5	2	0	0	4	0

Province	Acute Viral Hepatitis				Anthrax				Bacterial Meningitis				Cholera				Dengue			
	MW 1-8 (2012) (Jan.1-Feb.25)		MW 1-8 (2013) (Jan.1-Feb.23)		MW 1-8 (2012) (Jan.1-Feb.25)		MW 1-8 (2013) (Jan.1-Feb.23)		MW 1-8 (2012) (Jan.1-Feb.25)		MW 1-8 (2013) (Jan.1-Feb.23)		MW 1-8 (2012) (Jan.1-Feb.25)		MW 1-8 (2013) (Jan.1-Feb.23)		MW 1-8 (2012) (Jan.1-Feb.25)		MW 1-8 (2013) (Jan.1-Feb.23)	
	Cases	Deaths	Cases	Deaths	Cases	Deaths	Cases	Deaths	Cases	Deaths	Cases	Deaths	Cases	Deaths	Cases	Deaths	Cases	Deaths	Cases	Deaths
Compostela valley	9	0	20	0	0	0	0	0	15	0	27	0	0	0	0	0	34	0	256	4
Davao City	25	0	44	0	0	0	0	0	14	0	9	0	0	0	0	0	709	8	861	5
Davao Del Norte	1	0	8	0	0	0	0	0	5	0	6	0	0	0	0	0	43	0	167	2
Davao del Sur	2	0	2	0	0	0	0	0	4	0	2	1	0	0	0	0	30	1	364	6
Davao Oriental	4	0	4	0	0	0	0	0	3	0	1	0	0	0	0	0	50	0	250	0
TOTAL	41	0	78	0	0	0	0	0	41	0	45	1	0	0	0	0	866	9	1,898	17






# REGIONAL EPIDEMIOLOGY SURVEILLANCE UNIT

## Weekly Disease Surveillance Report

Reported Cases of All Reportable Diseases and Conditions by Province  
for the week ending February 23, 2013 ( Morbidity Week 8 )



Province	Diphtheria				Influenza-Like-Illness				Leptospirosis				Malaria				Measles			
	MW 1-8 (2012) (Jan.1-Feb.25)		MW 1-8 (2013) (Jan.1-Feb.23)		MW 1-8 (2012) (Jan.1-Feb.25)		MW 1-8 (2013) (Jan.1-Feb.23)		MW 1-8 (2012) (Jan.1-Feb.25)		MW 1-8 (2013) (Jan.1-Feb.23)		MW 1-8 (2012) (Jan.1-Feb.25)		MW 1-8 (2013) (Jan.1-Feb.23)		MW 1-8 (2012) (Jan.1-Feb.25)		MW 1-8 (2013) (Jan.1-Feb.23)	
	Cases	Deaths	Cases	Deaths	Cases	Deaths	Cases	Deaths	Cases	Deaths	Cases	Deaths	Cases	Deaths	Cases	Deaths	Cases	Deaths	Cases	Deaths
Compostela valley	0	0	0	0	108	0	279	2	9	1	2	1	0	0	0	0	6	0	9	0
Davao City	0	0	0	0	1,256	11	1,463	14	10	0	57	3	0	0	1	0	43	0	27	0
Davao Del Norte	0	0	0	0	216	4	411	6	1	0	5	2	0	0	0	0	4	0	11	0
Davao del Sur	0	0	0	0	110	1	89	4	1	0	2	0	0	0	0	0	0	0	1	0
Davao Oriental	0	0	0	0	33	1	188	1	1	0	8	1	0	0	0	0	6	0	14	0
<b>TOTAL</b>	<b>0</b>	<b>0</b>	<b>0</b>	<b>0</b>	<b>1,723</b>	<b>17</b>	<b>2,430</b>	<b>27</b>	<b>22</b>	<b>1</b>	<b>74</b>	<b>7</b>	<b>0</b>	<b>0</b>	<b>1</b>	<b>0</b>	<b>59</b>	<b>0</b>	<b>62</b>	<b>0</b>

Province	Meningococcal Disease				Neonatal Tetanus				Non-Neonatal Tetanus				Paralytic Shellfish Poisoning				Pertussis			
	MW 1-8 (2012) (Jan.1-Feb.25)		MW 1-8 (2013) (Jan.1-Feb.23)		MW 1-8 (2012) (Jan.1-Feb.25)		MW 1-8 (2013) (Jan.1-Feb.23)		MW 1-8 (2012) (Jan.1-Feb.25)		MW 1-8 (2013) (Jan.1-Feb.23)		MW 1-8 (2012) (Jan.1-Feb.25)		MW 1-8 (2013) (Jan.1-Feb.23)		MW 1-8 (2012) (Jan.1-Feb.25)		MW 1-8 (2013) (Jan.1-Feb.23)	
	Cases	Deaths	Cases	Deaths	Cases	Deaths	Cases	Deaths	Cases	Deaths	Cases	Deaths	Cases	Deaths	Cases	Deaths	Cases	Deaths	Cases	Deaths
Compostela valley	2	2	1	1	0	0	0	0	0	0	1	0	0	0	0	0	0	0	0	0
Davao City	0	0	0	0	0	0	1	1	3	0	4	0	0	0	0	0	1	0	0	0
Davao Del Norte	4	0	0	0	0	0	0	0	1	1	3	1	0	0	0	0	0	0	1	0
Davao del Sur	0	0	0	0	3	0	1	0	1	0	1	1	0	0	0	0	0	0	0	0
Davao Oriental	0	0	2	1	0	0	0	0	3	0	1	0	0	0	0	0	0	0	0	0
<b>TOTAL</b>	<b>6</b>	<b>2</b>	<b>3</b>	<b>2</b>	<b>3</b>	<b>0</b>	<b>2</b>	<b>1</b>	<b>8</b>	<b>1</b>	<b>10</b>	<b>2</b>	<b>0</b>	<b>0</b>	<b>0</b>	<b>0</b>	<b>1</b>	<b>0</b>	<b>1</b>	<b>0</b>





# REGIONAL EPIDEMIOLOGY SURVEILLANCE UNIT


## Weekly Disease Surveillance Report

Reported Cases of All Reportable Diseases and Conditions by Province  
for the week ending February 23, 2013 ( Morbidity Week 8 )


**RESU XI**  
Regional Epidemiology  
Surveillance Unit

Province	Rabies				Typhoid Fever				Chikungunya				Hand Foot & Mouth Diseases			
	MW 1-8 (2012) (Jan.1-Feb.25)		MW 1-8 (2013) (Jan.1-Feb.23)		MW 1-8 (2012) (Jan.1-Feb.25)		MW 1-8 (2013) (Jan.1-Feb.23)		MW 1-8 (2012) (Jan.1-Feb.25)		MW 1-8 (2013) (Jan.1-Feb.23)		MW 1-8 (2012) (Jan.1-Feb.25)		MW 1-8 (2013) (Jan.1-Feb.23)	
	Cases	Deaths	Cases	Deaths	Cases	Deaths	Cases	Deaths	Cases	Deaths	Cases	Deaths	Cases	Deaths	Cases	Deaths
Compostela valley	1	1	0	0	9	0	32	0	0	0	17	0	0	0	0	0
Davao City	3	3	2	2	14	0	44	0	0	0	32	0	0	0	3	0
Davao Del Norte	2	2	1	1	4	0	14	0	0	0	6	0	0	0	1	0
Davao del Sur	0	0	0	0	4	0	6	0	0	0	30	0	0	0	0	0
Davao Oriental	0	0	0	0	6	0	0	0	0	0	76	0	0	0	2	0
<b>TOTAL</b>	<b>6</b>	<b>6</b>	<b>3</b>	<b>3</b>	<b>37</b>	<b>0</b>	<b>96</b>	<b>0</b>	<b>0</b>	<b>0</b>	<b>161</b>	<b>0</b>	<b>0</b>	<b>0</b>	<b>6</b>	<b>0</b>

Prepared by:

  
**MELISSA T. SULLANO**  
Lab. Aide II

Noted By:

  
**CLEO FE S. TABADA, MD, MPH**  
Medical Specialist II



"Sistemang Ayos, Serbisyong Lubos...Mag-ISO tayo."





**Acute Watery Diarrhea Surveillance Data in Davao Region**  
**Morbidity Week 8 (February 17 - 23, 2013)**

There are **61** acute watery diarrhea cases reported to the Regional Epidemiology Surveillance Unit from 10 hospital sentinels in Davao Region. This is 52.3 % decrease compared to the same week last year (128).

Table 1. Acute Watery Diarrhea Surveillance Data by Province

Province	2012	Deaths	2013	Deaths
Compostela Valley	1	0	13	0
Davao City	87	0	37	0
Davao del Norte	5	0	0	0
Davao del Sur	12	0	6	0
Davao Oriental	23	0	5	0
<b>TOTAL</b>	<b>128</b>	<b>0</b>	<b>61</b>	<b>0</b>

Table 2. Acute Watery Diarrhea Surveillance Data by Hospital

Hospital	2012	Deaths	2013	Deaths
Brokenshire	0	0	0	0
CVPH – Montevista	0	0	13	0
Davao Doctors	19	0	5	0
Davao Oriental Provincial	23	0	4	0
Davao del Sur Provincial	10	0	6	0
Davao Regional	0	0	0	0
Medical Mission Group	9	0	7	0
Ricardo Limso Medical Center	0	0	0	0
San Pedro	6	0	6	0
Southern Philippines Medical Center	61	0	20	0
<b>TOTAL</b>	<b>128</b>	<b>0</b>	<b>61</b>	<b>0</b>



*"Sistemang Ayos, Serbisyong Lubos...Mag-ISO tayo."*

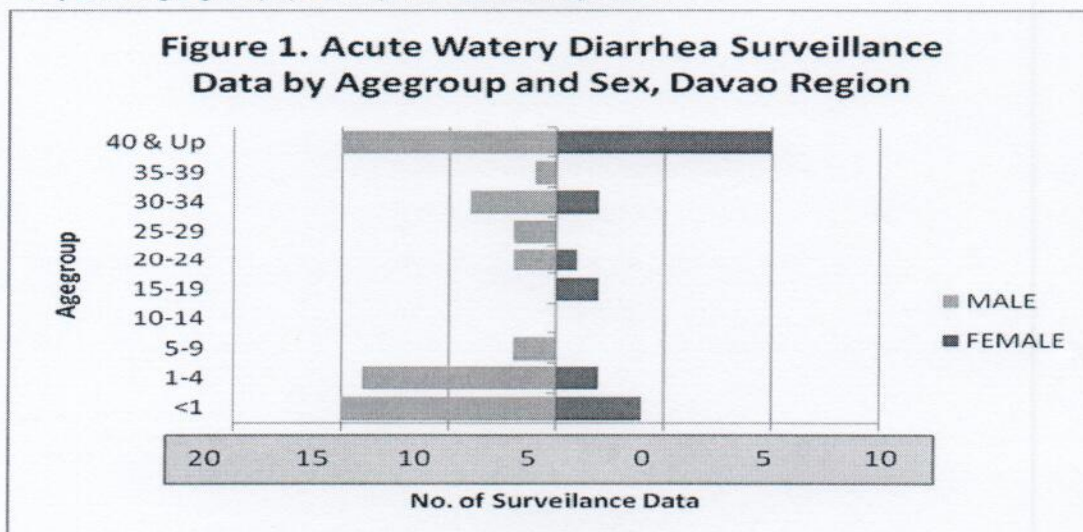




Table 3. Acute Watery Diarrhea Surveillance Data in Davao City by District

District	2012	Deaths	2013	Deaths
Agdao	7	0	2	0
Baguio	0	0	0	0
Buhangin	18	0	7	0
Bunawan	11	0	8	0
District A	5	0	1	0
District B	2	0	3	0
District C	8	0	1	0
District D	3	0	2	0
Paquibato	0	0	1	0
Sasa	4	0	3	0
Talomo North	15	0	5	0
Talomo South	12	0	2	0
Toril	2	0	2	0
<b>TOTAL</b>	<b>87</b>	<b>0</b>	<b>37</b>	<b>0</b>

Ages of cases ranged from 14 days to 86 years old (median = 23 years). Majority of the cases were male (65.5%). Most of the cases belonged to the above 40 years age group (32.7%). No deaths reported.



Prepared by:

*M. Roselle C. Cueto*  
**Maria Roselle C. Cueto**  
Nurse 1

Approved for release by:

*C. Tabada*  
**CLEO FE S. TABADA, MD, MPH**  
RESU XI - Head



"Sistemang Ayos, Serbisyong Lubos...Mag-ISO tayo."





Republic of the Philippines  
Department of Health  
**CENTER FOR HEALTH  
DEVELOPMENT  
DAVAO REGION**  
J.P. Laurel Ave., Davao City  
Tel.No: (082) 227-5903 / 300-0752  
Fax No. (082) 221-6320  
Email: info@chd11.doh.gov.ph



## REGIONAL EPIDEMIOLOGY SURVEILLANCE UNIT XI

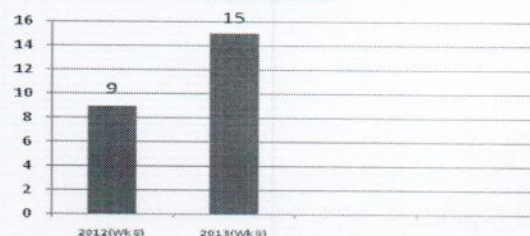
### Update on Dengue Surveillance

Davao Region, as of Morbidity Week 08 (February 17-23, 2013)  
As of March 05, 2013 – 12:38 PM

	YEAR 2012(Week 8)	YEAR 2013(Week 8)
No. of Reports	866	1,489
No. of Death	9	15
Case Fatality Rate (%)	1.0	1.0

*Note: Reports are coming from the 10 National Sentinel Sites & ESU' in Davao Region following the PIDS standard Case Definition.*

Fig.1 No. of Death in Davao Region  
2012 VS 2013




#### AGEGROUP DISTRIBUTION:

AGEGROUP	NOTIFICATION	DEATH	CFR (%)
< 1 year	36	0	0
1 – 4 yrs	193	4	2.1
5 – 9 yrs	339	6	1.8
10 – 14 yrs	286	3	1.0
15 – 19 yrs	204	0	0
20 -24 yrs	143	0	0
25 – 29 yrs	77	1	1.3
30 – 34 yrs	51	0	0
35 – 39 yrs	37	0	0
40 yrs - above	123	1	0.8

#### DISTRIBUTION BY SEX:

SEX	NOTIFICATION	DEATH
Male	794	8
Female	695	7
<b>TOTAL</b>	<b>1,489</b>	<b>15</b>

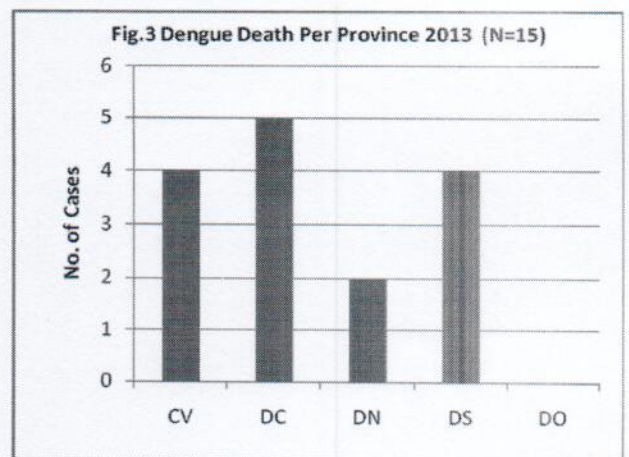
Fig.2 Monthly Dengue Notifications in Davao  
Region 2013 (N= 1,489)





# REPORT DISTRIBUTION BY PROVINCE

PROVINCE	NOTIFICATION	DEATH	CFR (%)
Compostela Valley	169	4	2.4
Davao City	798	5	0.6
Davao del Norte	157	2	1.3
Davao del Sur	125	4	3.2
Davao Oriental	240	0	0
<b>TOTAL</b>	<b>1,489</b>	<b>15</b>	<b>1.0</b>



## DAVAO CITY distribution by DISTRICT:

DISTRICT	NOTIFICATION	DEATH	CFR (%)
Agdao	68	0	0
Baguio	19	0	0
Buhangin	128	1	0.7
Bunawan	35	0	0
Calinan	77	2	2.6
District A	23	1	4.3
District B	39	0	0
District C	15	0	0
District D	24	1	4.2
Marilog	18	0	0
Paquibato	3	0	0
Sasa	45	0	0
Talomo North	86	0	0
Talomo South	142	0	0
Toril	43	0	0
Tugbok	33	0	0
<b>TOTAL</b>	<b>798</b>	<b>5</b>	<b>0.6</b>

## AGEGROUP DISTRIBUTION, DAVAO CITY

AGEGROUP	NOTIFICATION	DEATH	CFR (%)
< 1 year	22	0	0
1 – 4 yrs	101	2	2.0
5 – 9 yrs	172	2	1.2
10 – 14 yrs	141	0	0
15 – 19 yrs	120	0	0
20 – 24 yrs	79	0	0
25 – 29 yrs	46	1	2.2
30 – 34 yrs	35	0	0
35 – 39 yrs	17	0	0
40 yrs - above	65	0	0
<b>TOTAL</b>	<b>798</b>	<b>5</b>	<b>0.6</b>

Prepared by: **Melissa T. Sullano**  
Lab. Aide II

Noted by: **Cleo Fe S. Tabada, MD**  
Medical Officer IV