



REGIONAL EPIDEMIOLOGY SURVEILLANCE UNIT

Weekly Disease Surveillance Report

Reported Cases of All Reportable Diseases and Conditions by Province
for the week ending February 16, 2013 (Morbidity Week 7)


RESU XI

Regional Epidemiology
Surveillance Unit

Province	Acute Bloody Diarrhea				Acute Encephalitis Syndrome				Acute Flaccid Paralysis				Adverse Event Following Immunization				Acute Hemorrhagic Fever			
	MW 1-7 (2012) (Jan.1-Feb.18)		MW 1-7 (2013) (Jan.1-Feb.16)		MW 1-7 (2012) (Jan.1-Feb.18)		MW 1-7 (2013) (Jan.1-Feb.16)		MW 1-7 (2012) (Jan.1-Feb.18)		MW 1-7 (2013) (Jan.1-Feb.16)		MW 1-7 (2012) (Jan.1-Feb.18)		MW 1-7 (2013) (Jan.1-Feb.16)		MW 1-7 (2012) (Jan.1-Feb.18)		MW 1-7 (2013) (Jan.1-Feb.16)	
	Cases	Deaths	Cases	Deaths	Cases	Deaths	Cases	Deaths	Cases	Deaths	Cases	Deaths	Cases	Deaths	Cases	Deaths	Cases	Deaths	Cases	Deaths
Compostela valley	6	0	34	0	0	0	0	0	0	0	0	0	0	0	0	0	0	0	1	0
Davao City	41	0	49	0	0	0	1	0	0	0	1	0	0	0	5	2	0	0	2	0
Davao Del Norte	2	0	0	0	0	0	0	0	1	0	0	0	0	0	0	0	0	0	0	0
Davao del Sur	5	0	5	0	0	0	0	0	0	0	1	0	0	0	0	0	0	0	0	0
Davao Oriental	2	0	0	0	0	0	0	0	1	0	0	0	0	0	0	0	0	0	1	0
TOTAL	56	0	88	0	0	0	1	0	2	0	2	0	0	0	5	2	0	0	4	0

Province	Acute Viral Hepatitis				Anthrax				Bacterial Meningitis				Cholera				Dengue			
	MW 1-7 (2012) (Jan.1-Feb.18)		MW 1-7 (2013) (Jan.1-Feb.16)		MW 1-7 (2012) (Jan.1-Feb.18)		MW 1-7 (2013) (Jan.1-Feb.16)		MW 1-7 (2012) (Jan.1-Feb.18)		MW 1-7 (2013) (Jan.1-Feb.16)		MW 1-7 (2012) (Jan.1-Feb.18)		MW 1-7 (2013) (Jan.1-Feb.16)		MW 1-7 (2012) (Jan.1-Feb.18)		MW 1-7 (2013) (Jan.1-Feb.16)	
	Cases	Deaths	Cases	Deaths	Cases	Deaths	Cases	Deaths	Cases	Deaths	Cases	Deaths	Cases	Deaths	Cases	Deaths	Cases	Deaths	Cases	Deaths
Compostela valley	8	0	19	0	0	0	0	0	15	0	19	0	0	0	0	0	33	0	216	4
Davao City	25	0	34	0	0	0	0	0	14	0	5	0	0	0	0	0	612	7	717	4
Davao Del Norte	1	0	8	0	0	0	0	0	4	0	5	0	0	0	0	0	35	0	152	2
Davao del Sur	2	0	2	0	0	0	0	0	4	0	2	1	0	0	0	0	25	1	295	5
Davao Oriental	3	0	1	0	0	0	0	0	3	0	1	0	0	0	0	0	43	0	211	0
TOTAL	39	0	64	0	0	0	0	0	40	0	32	1	0	0	0	0	748	8	1,591	15

Regional Epidemiology
Surveillance Unit



REGIONAL EPIDEMIOLOGY SURVEILLANCE UNIT


Weekly Disease Surveillance Report

Reported Cases of All Reportable Diseases and Conditions by Province
for the week ending February 16, 2013 (Morbidity Week 7)


RESU XI
Regional Epidemiology
Surveillance Unit

Province	Rabies				Typhoid Fever				Chikungunya				Hand Foot & Mouth Diseases			
	MW 1-7 (2012) (Jan.1-Feb.18)		MW 1-7 (2013) (Jan.1-Feb.16)		MW 1-7 (2012) (Jan.1-Feb.18)		MW 1-7 (2013) (Jan.1-Feb.16)		MW 1-7 (2012) (Jan.1-Feb.18)		MW 1-7 (2013) (Jan.1-Feb.16)		MW 1-7 (2012) (Jan.1-Feb.18)		MW 1-7 (2013) (Jan.1-Feb.16)	
	Cases	Deaths	Cases	Deaths	Cases	Deaths	Cases	Deaths	Cases	Deaths	Cases	Deaths	Cases	Deaths	Cases	Deaths
Compostela valley	1	1	0	0	8	0	30	0	0	0	12	0	0	0	0	0
Davao City	2	2	2	2	11	0	34	0	0	0	30	0	0	0	2	0
Davao Del Norte	1	1	1	1	4	0	14	0	0	0	5	0	0	0	1	0
Davao del Sur	0	0	0	0	4	0	6	0	0	0	30	0	0	0	0	0
Davao Oriental	0	0	0	0	6	0	0	0	0	0	46	0	0	0	1	0
TOTAL	4	4	3	3	33	0	84	0	0	0	123	0	0	0	4	0

Prepared by:


MELISSA T. SULLANO
Lab. Aide II

Noted By:


CLEO FE S. TABADA, MD, MPH
Medical Specialist II



"Sistemang Ayos, Serbisyong Lubos...Mag-ISO tayo."



Acute Watery Diarrhea Surveillance Data in Davao Region
Morbidity Week 7 (February 10 - 16, 2013)

There are **84** acute watery diarrhea cases reported to the Regional Epidemiology Surveillance Unit from 10 hospital sentinels in Davao Region. This is 13.4 % decrease compared to the same week last year (97).

Table 1. Acute Watery Diarrhea Surveillance Data by Province

Province	2012	Deaths	2013	Deaths
Compostela Valley	0	0	3	0
Davao City	79	0	60	0
Davao del Norte	3	0	1	0
Davao del Sur	6	0	13	0
Davao Oriental	9	0	7	0
TOTAL	97	0	84	0

Table 2. Acute Watery Diarrhea Surveillance Data by Hospital

Hospital	2012	Deaths	2013	Deaths
Brokenshire	0	0	0	0
CVPH – Montevista	0	0	3	0
Davao Doctors	5	0	3	0
Davao Oriental Provincial	9	0	7	0
Davao del Sur Provincial	3	0	12	0
Davao Regional	0	0	0	0
Medical Mission Group	6	0	11	0
Ricardo Limso Medical Center	0	0	0	0
San Pedro	2	0	20	0
Southern Philippines Medical Center	72	0	28	0
TOTAL	97	0	84	0



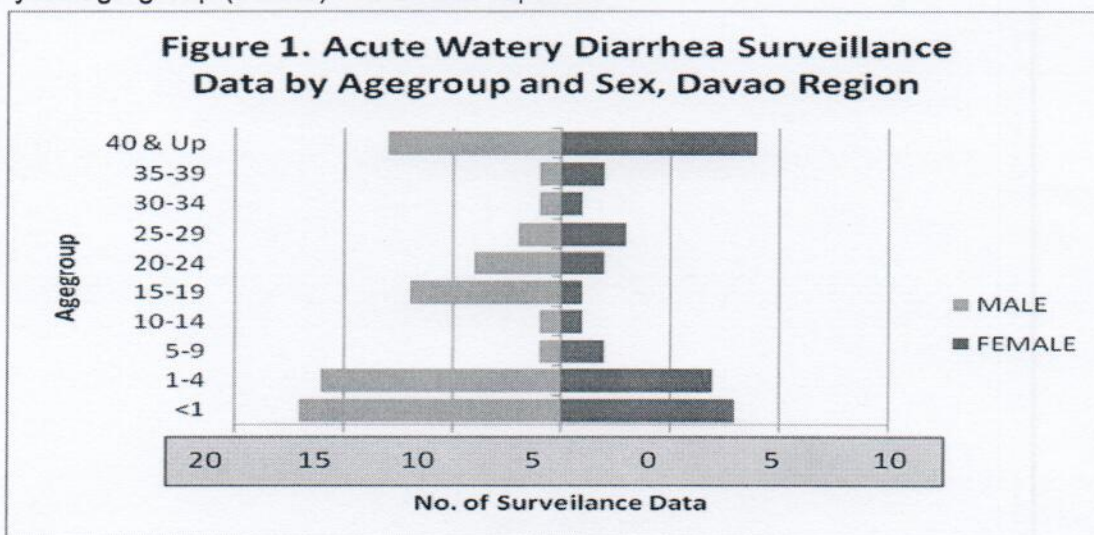
"Sistemang Aayos, Serbisyong Lubos...Mag-ISO tayo."



Table 3. Acute Watery Diarrhea Surveillance Data in Davao City by District

District	2012	Deaths	2013	Deaths
Agdao	10	0	14	0
Baguio	0	0	1	0
Buhangin	7	0	10	0
Bunawan	12	0	6	0
District A	7	0	3	0
District B	2	0	2	0
District C	6	0	2	0
District D	0	0	1	0
Marilog	1	0	1	0
Paquibato	0	0	1	0
Sasa	4	0	3	0
Talomo North	14	0	7	0
Talomo South	13	0	7	0
Toril	2	0	1	0
Tugbok	1	0	1	0
TOTAL	79	0	60	0

Ages of cases ranged from 2 months to 87 years old (median = 11 years). Majority of the cases were male (57.1%). Most of the cases belonged to below 1 year age group (23.8%). No deaths reported.



Prepared by:


M. Roselle C. Cueto
Maria Roselle C. Cueto
Nurse 1

Approved for release by:

C. Tabada
CLEO FE S. TABADA, MD, MPH
RESU XI - Head



"Sistemang Aayos, Serbisyong Lubos...Mag-ISO tayo."



Republic of the Philippines
Department of Health
**CENTER FOR HEALTH
DEVELOPMENT
DAVAO REGION**
J.P. Laurel Ave., Davao City
Tel.No: (082) 227-5903 / 300-0752
Fax No. (082) 221-6320
Email: info@chd11.doh.gov.ph



REGIONAL EPIDEMIOLOGY SURVEILLANCE UNIT XI

Update on Dengue Surveillance

Davao Region, as of Morbidity Week 07 (February 10-16, 2013)
As of February 25, 2013 – 09:15 AM


	YEAR 2012(Week 7)	YEAR 2013(Week 7)
No. of Reports	748	1,080
No. of Death	8	13
Case Fatality Rate (%)	1.1	1.2

Note: Reports are coming from the 10 National Sentinel Sites & ESU' in Davao Region following the PIDS standard Case Definition.

AGEGROUP DISTRIBUTION:

AGEGROUP	NOTIFICATION	DEATH	CFR (%)
< 1 year	24	0	0
1 – 4 yrs	133	4	3.0
5 – 9 yrs	240	5	2.1
10 – 14 yrs	213	3	1.4
15 – 19 yrs	152	0	0
20 – 24 yrs	106	0	0
25 – 29 yrs	60	0	0
30 – 34 yrs	38	0	0
35 – 39 yrs	24	0	0
40 yrs - above	90	1	1.1


**Fig.1 No. of Death in Davao Region
2012 VS 2013**



DISTRIBUTION BY SEX:

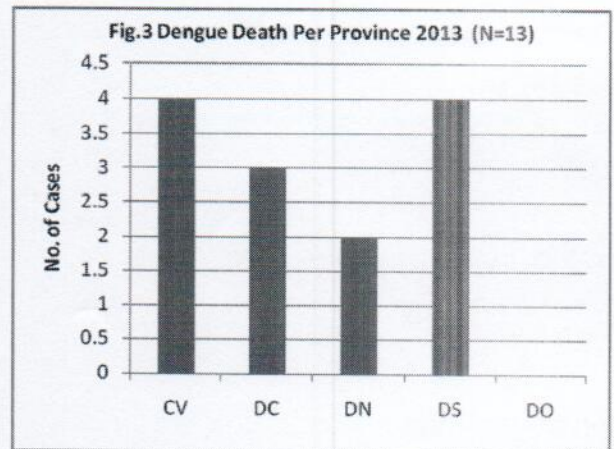
SEX	NOTIFICATION	DEATH
Male	575	8
Female	505	5
TOTAL	1,080	13

**Fig.2 Monthly Dengue Notifications in Davao
Region 2013 (N= 1,080)**



REPORT DISTRIBUTION BY PROVINCE

PROVINCE	NOTIFICATION	DEATH	CFR (%)
Compostela Valley	121	4	3.3
Davao City	589	3	0.5
Davao del Norte	96	2	2.1
Davao del Sur	102	4	3.9
Davao Oriental	172	0	0
TOTAL	1,080	13	1.2



DAVAO CITY distribution by DISTRICT:

DISTRICT	NOTIFICATION	DEATH	CFR (%)
Agdao	55	0	0
Baguio	13	0	0
Buhangin	101	0	0
Bunawan	29	0	0
Calinan	42	1	2.4
District A	20	1	5
District B	31	0	0
District C	12	0	0
District D	20	1	5
Marilog	9	0	0
Paquibato	2	0	0
Sasa	38	0	0
Talomo North	67	0	0
Talomo South	100	0	0
Toril	27	0	0
Tugbok	23	0	0
TOTAL	589	3	0.5

AGEGROUP DISTRIBUTION, DAVAO CITY

AGEGROUP	NOTIFICATION	DEATH	CFR (%)
< 1 year	15	0	0
1 - 4 yrs	69	2	2.9
5 - 9 yrs	118	1	0.8
10 - 14 yrs	109	0	0
15 - 19 yrs	92	0	0
20 - 24 yrs	61	0	0
25 - 29 yrs	39	0	0
30 - 34 yrs	27	0	0
35 - 39 yrs	10	0	0
40 yrs - above	49	0	0

Prepared by: **Melissa T. Sullano**
Lab. Aide II

Noted by: **Cleo Fe S. Tabada, MD**
Medical Officer IV