




REGIONAL EPIDEMIOLOGY SURVEILLANCE UNIT

Weekly Disease Surveillance Report

Reported Cases of All Reportable Diseases and Conditions by Province
for the week ending February 9, 2013 (Morbidity Week 6)



Province	Acute Bloody Diarrhea				Acute Encephalitis Syndrome				Acute Flaccid Paralysis				Adverse Event Following Immunization				Acute Hemorrhagic Fever			
	MW 1-6 (2012) (Jan.1-Feb.11)		MW 1-6 (2013) (Jan.1-Feb.9)		MW 1-6 (2012) (Jan.1-Feb.11)		MW 1-6 (2013) (Jan.1-Feb.9)		MW 1-6 (2012) (Jan.1-Feb.11)		MW 1-6 (2013) (Jan.1-Feb.9)		MW 1-6 (2012) (Jan.1-Feb.11)		MW 1-6 (2013) (Jan.1-Feb.9)		MW 1-6 (2012) (Jan.1-Feb.11)		MW 1-6 (2013) (Jan.1-Feb.9)	
	Cases	Deaths	Cases	Deaths	Cases	Deaths	Cases	Deaths	Cases	Deaths	Cases	Deaths	Cases	Deaths	Cases	Deaths	Cases	Deaths	Cases	Deaths
Compostela valley	5	0	30	0	0	0	0	0	0	0	0	0	0	0	0	0	0	0	1	0
Davao City	35	0	32	0	0	0	1	0	0	0	1	0	0	0	3	2	0	0	2	0
Davao Del Norte	1	0	0	0	0	0	0	0	1	0	0	0	0	0	0	0	0	0	0	0
Davao del Sur	5	0	5	0	0	0	0	0	0	0	1	0	0	0	0	0	0	0	0	0
Davao Oriental	1	0	0	0	0	0	0	0	1	0	0	0	0	0	0	0	0	0	1	0
TOTAL	47	0	67	0	0	0	1	0	2	0	2	0	0	0	3	2	0	0	4	0

Province	Acute Viral Hepatitis				Anthrax				Bacterial Meningitis				Cholera				Dengue			
	MW 1-6 (2012) (Jan.1-Feb.11)		MW 1-6 (2013) (Jan.1-Feb.9)		MW 1-6 (2012) (Jan.1-Feb.11)		MW 1-6 (2013) (Jan.1-Feb.9)		MW 1-6 (2012) (Jan.1-Feb.11)		MW 1-6 (2013) (Jan.1-Feb.9)		MW 1-6 (2012) (Jan.1-Feb.11)		MW 1-6 (2013) (Jan.1-Feb.9)		MW 1-6 (2012) (Jan.1-Feb.11)		MW 1-6 (2013) (Jan.1-Feb.9)	
	Cases	Deaths	Cases	Deaths	Cases	Deaths	Cases	Deaths	Cases	Deaths	Cases	Deaths	Cases	Deaths	Cases	Deaths	Cases	Deaths	Cases	Deaths
Compostela valley	6	0	14	0	0	0	0	0	14	0	18	0	0	0	0	0	27	0	183	4
Davao City	18	0	26	0	0	0	0	0	12	0	4	0	0	0	0	0	521	7	545	3
Davao Del Norte	1	0	7	0	0	0	0	0	4	0	3	0	0	0	0	0	32	0	135	2
Davao del Sur	2	0	2	0	0	0	0	0	4	0	2	1	0	0	0	0	17	1	193	4
Davao Oriental	3	0	1	0	0	0	0	0	3	0	1	0	0	0	0	0	41	0	167	0
TOTAL	30	0	50	0	0	0	0	0	37	0	28	1	0	0	0	0	638	8	1,223	13

Regional Epidemiology
Surveillance Unit



REGIONAL EPIDEMIOLOGY SURVEILLANCE UNIT


Weekly Disease Surveillance Report

Reported Cases of All Reportable Diseases and Conditions by Province
for the week ending February 9, 2013 (Morbidity Week 6)


RESU XI
Regional Epidemiology
Surveillance Unit

Province	Rabies				Typhoid Fever				Chikungunya				Hand Foot & Mouth Diseases			
	MW 1-6 (2012) (Jan.1-Feb.11)		MW 1-6 (2013) (Jan.1-Feb.9)		MW 1-6 (2012) (Jan.1-Feb.11)		MW 1-6 (2013) (Jan.1-Feb.9)		MW 1-6 (2012) (Jan.1-Feb.11)		MW 1-6 (2013) (Jan.1-Feb.9)		MW 1-6 (2012) (Jan.1-Feb.11)		MW 1-6 (2013) (Jan.1-Feb.9)	
	Cases	Deaths	Cases	Deaths	Cases	Deaths	Cases	Deaths	Cases	Deaths	Cases	Deaths	Cases	Deaths	Cases	Deaths
Compostela valley	1	1	0	0	7	0	26	0	0	0	7	0	0	0	0	0
Davao City	2	2	2	2	11	0	27	0	0	0	27	0	0	0	2	0
Davao Del Norte	1	1	1	1	4	0	14	0	0	0	2	0	0	0	1	0
Davao del Sur	0	0	0	0	4	0	6	0	0	0	30	0	0	0	0	0
Davao Oriental	0	0	0	0	5	0	0	0	0	0	40	0	0	0	1	0
TOTAL	4	4	3	3	31	0	73	0	0	0	106	0	0	0	4	0

Prepared by:


MELISSA T. SULLANO
Lab. Aide II

Noted By:


CLEO FE S. TABADA, MD, MPH
Medical Specialist II



"Sistemang Ayos, Serbisyong Lubos...Mag-ISO tayo."



Acute Watery Diarrhea Surveillance Data in Davao Region Morbidity Week 6 (February 3 - 9, 2013)

There are **48** acute watery diarrhea cases reported to the Regional Epidemiology Surveillance Unit from 10 hospital sentinels in Davao Region. This is 23 % increase compared to the same week last year (39).

Table 1. Acute Watery Diarrhea Surveillance Data by Province

Province	2012	Deaths	2013	Deaths
Compostela Valley	0	0	18	0
Davao City	64	0	60	1
Davao del Norte	2	0	3	0
Davao del Sur	12	0	2	0
Davao Oriental	24	0	10	0
TOTAL	102	0	93	1

Table 2. Acute Watery Diarrhea Surveillance Data by Hospital

Hospital	2012	Deaths	2013	Deaths
Brokenshire	0	0	0	0
CVPH – Montevista	0	0	17	0
Davao Doctors	13	0	11	0
Davao Oriental Provincial	24	0	9	0
Davao del Sur Provincial	12	0	1	0
Davao Regional	0	0	0	0
Medical Mission Group	5	0	5	0
Ricardo Limso Medical Center	0	0	0	0
San Pedro	6	0	28	1
Southern Philippines Medical Center	42	0	22	0
TOTAL	102	0	93	1



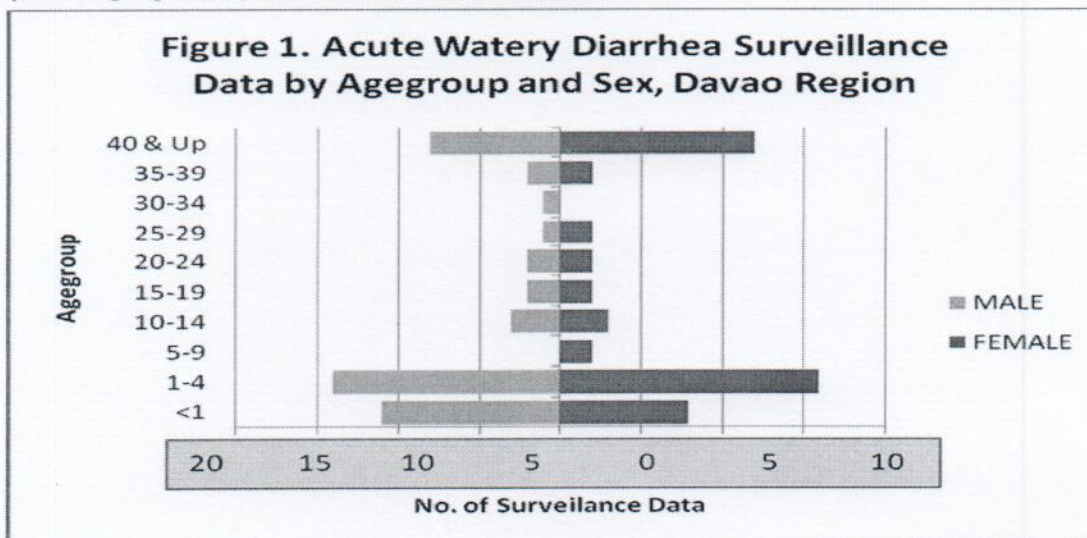
"Sistemang Ayos, Serbisyong Lubos...Mag-ISO tayo."



Table 3. Acute Watery Diarrhea Surveillance Data in Davao City by District

District	2012	Deaths	2013	Deaths
Agdao	5	0	7	0
Baguio	1	0	0	0
Buhangin	9	0	11	0
Bunawan	11	0	9	0
Calinan	0	0	1	0
District A	4	0	3	0
District B	0	0	3	0
District C	2	0	3	0
District D	2	0	2	0
Marilog	3	0	0	0
Sasa	4	0	0	0
Talomo North	13	1	7	0
Talomo South	7	0	5	1
Toril	1	0	4	0
Tugbok	2	0	5	0
TOTAL	64	0	60	1

Ages of cases ranged from 16 days to 79 years old (median = 2 years). Majority of the cases were female (52.6%). Most of the cases belonged to the 1 to 4 years age group (32.2%). One death reported.



Prepared by:

Maria Roselle C. Cueto
Nurse 1

Approved for release by:

CLEO FE S. TABADA, MD, MPH
RESU XI - Head



"Sistemang Ayos, Serbisyong Lubos...Mag-ISO tayo."



Republic of the Philippines
Department of Health
**CENTER FOR HEALTH
DEVELOPMENT
DAVAO REGION**
J.P. Laurel Ave., Davao City
Tel.No: (082) 227-5903 / 300-0752
Fax No. (082) 221-6320
Email: info@chd11.doh.gov.ph



REGIONAL EPIDEMIOLOGY SURVEILLANCE UNIT XI

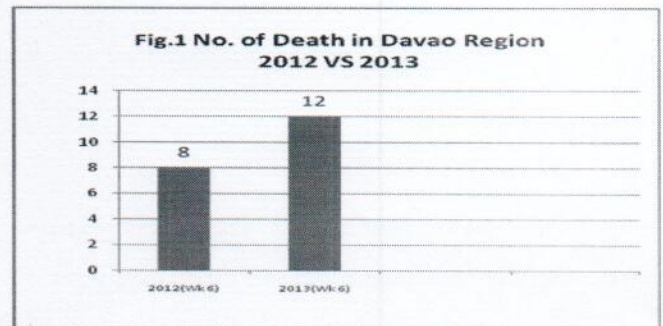
Update on Dengue Surveillance

Davao Region, as of Morbidity Week 06 (February 3-9, 2013)

As of February 18, 2013 – 02:11 PM

	YEAR 2012(Week 6)	YEAR 2013(Week 6)
No. of Reports	638	776
No. of Death	8	12
Case Fatality Rate (%)	1.2	1.5

Note: Reports are coming from the 10 National Sentinel Sites & ESU' in Davao Region following the PIDSR standard Case Definition.

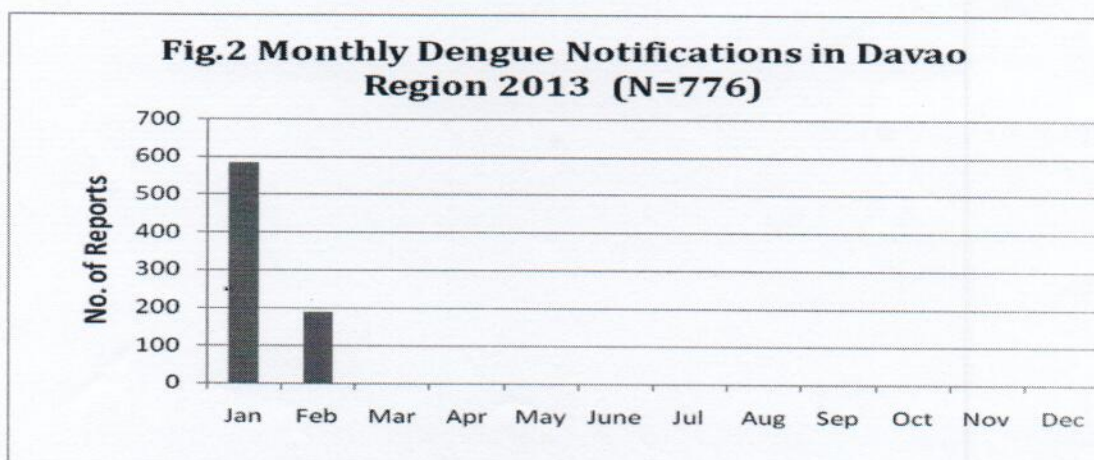


AGEGROUP DISTRIBUTION:

AGEGROUP	NOTIFICATION	DEATH	CFR (%)
< 1 year	14	0	0
1 – 4 yrs	92	4	4.3
5 – 9 yrs	174	5	2.9
10 – 14 yrs	157	2	1.3
15 – 19 yrs	107	0	0
20 -24 yrs	79	0	0
25 – 29 yrs	46	0	0
30 – 34 yrs	26	0	0
35 – 39 yrs	17	0	0
40 yrs - above	64	1	1.6

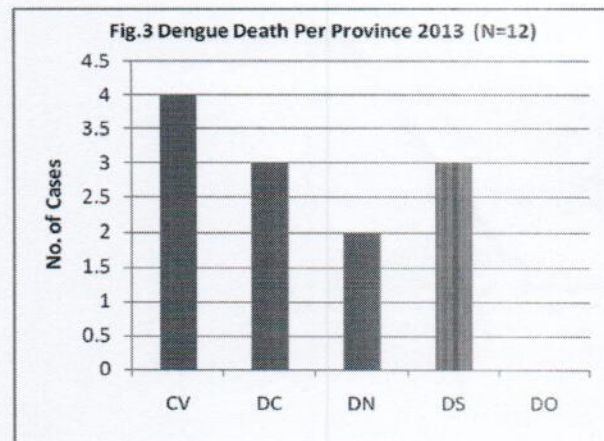
DISTRIBUTION BY SEX:

SEX	NOTIFICATION	DEATH
Male	419	7
Female	357	5
TOTAL	776	12



REPORT DISTRIBUTION BY PROVINCE

PROVINCE	NOTIFICATION	DEATH	CFR (%)
Compostela Valley	88	4	4.5
Davao City	405	3	0.7
Davao del Norte	75	2	2.7
Davao del Sur	75	3	4
Davao Oriental	133	0	0
TOTAL	776	12	1.5

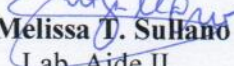



DAVAO CITY distribution by DISTRICT:

DISTRICT	NOTIFICATION	DEATH	CFR (%)
Agdao	47	0	0
Baguio	6	0	0
Buhangin	74	0	0
Bunawan	26	0	0
Calinan	12	1	8.3
District A	15	1	6.7
District B	26	0	0
District C	10	0	0
District D	14	1	7.1
Marilog	2	0	0
Paquibato	2	0	0
Sasa	31	0	0
Talomo North	48	0	0
Talomo South	69	0	0
Toril	11	0	0
Tugbok	12	0	0
TOTAL	405	3	0.7

AGEGROUP DISTRIBUTION, DAVAO CITY

AGEGROUP	NOTIFICATION	DEATH	CFR (%)
< 1 year	8	0	0
1 – 4 yrs	48	2	4.2
5 – 9 yrs	80	1	1.2
10 – 14 yrs	77	0	0
15 – 19 yrs	61	0	0
20 – 24 yrs	45	0	0
25 – 29 yrs	28	0	0
30 – 34 yrs	18	0	0
35 – 39 yrs	7	0	0
40 yrs - above	33	0	0

Prepared by: 
Melissa T. Sullano
Lab. Aide II


Noted by: Cleo Fe S. Tabada, MD
Medical Officer IV